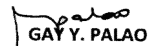



**ANNUAL GENDER AND DEVELOPMENT (GAD) ACCOMPLISHMENT REPORT
FY 2022**

Region: MIMAROPA
Province: PALAWAN
City/Municipality: ABORLAN



Total LGU Budget: 384,210,221.00
Total GAD Expenditure: 20,475,041.64

Gender Issue or GAD Mandate (1)	GAD Objective (2)	Relevant LGU Program or Project (3)	GAD Activity (4)	Performance Indicator and Target (5)	Actual Result (6)	Approved GAD Budget (7)	Actual GAD Cost or Expenditure (8)	Variance or Remarks (9)
CLIENT - FOCUSED								
Health and Nutrition Services								
1. Malnutrition among Pregnant Women 2019 -9.42 % Malnutrition Prevalence Rate based on Weight for Age: 192 boys and 174 girls 2018 -10.85 % undernourished preschoolers: 240 boys and 209 girls 2017 -13.26 % undernourished preschoolers: 341 boys and 321 girls	To provide support services to poor pregnant and lactating women on February - December 2022	Nutrition Program	First 1000 Days (F1k) Educational Promotion Campaign	150 Men and 150 Women given F1k Educational Promotion Campaign on February to December 2022	13 Men & 449 Women (lactating Pregnant women & mothers with undernourished children) given health & Nutrition classes; 143 Men & 226 pregnant Women attended the Buntis Congress on July 19-20 & 22, 2022	350,000.00	290,474.00	The 59,526 variance is savings from Other Supplies Expense, OGS, & Other MOE
			Provision of Dietary Supplementation to undernourished pregnant women in February to December 2022	60 Undernourished Pregnant Women given Dietary Supplementation on February to December 2022	Dietary Supplementation provided for 21 Pregnant Women on December 2022			
			Provision of Micronutrient Supplementation to undernourished pregnant women in February to December 2022	60 Undernourished Pregnant women given Micronutrient Supplementation on February - December 2022	Provision of Micronutrient Supplementation is on-going due to the delayed delivery of supplies			
2. GAD CODE, Ordinance No. 76 S. 2011 Article III Sections 17, 18 and 23 (Budget for Women's Health & Information Education on Women's Health) Cases of Teenage Pregnancy: 2019 - 137; 2018 - 143; 2017 - 149	To provide efficient health information education campaign to youth and married couples on 2nd to 3rd quarter 2022	Health Support Services Program	Conduct of efficient information education on HIV-AIDS and Teenage pregnancy on 3rd quarter in 2022	750 Male and 750 Female students taught on HIV-AIDS and Teenage Pregnancy on 3rd quarter in 2022.	1,416 female (12-17 y/o-1,269; 18 y/o above-147) students and 1,168 male (12-17 y/o-1,039; 18 y/o above-129) students participated during the IEC on HIV/AIDS/STI, Pre-Marital Sex, Teenage Pregnancy, Fertility Awareness & Other related Health Issues in different schools in Aborlan dated Oct 19-20 & 25, Nov 4, 7-11, 15-16, 2022	1,743,512.00	1,074,221.56	The 669,290.44 variance is savings from Office Supplies Expense, Fuel Expense, Other Supplies & Materials Expense, Drugs & Medicines Expense, & OGS
			To provide health and medical services for families affected by COVID-19 pandemic all year round 2022	Health and Medical Services for families affected by COVID-19 pandemic all year round in 2022	200 families affected by COVID-19 pandemic given health & medical services all year round in 2022			
	To provide efficient health information education campaign to youth and married couples on 2nd to 3rd quarter 2022		Conduct of efficient information education on Responsible Parenthood & Family Planning on 2nd quarter in 2022	150 Married couples counseled on Responsible Parenthood & Family Planning on 2nd quarter in 2022	IEC on Responsible Parenthood & Family Planning, Contraceptives & HIV-AIDS Awareness given to 135 Male and 161 Female in different Barangays of Aborlan dated Mar 22-24, Apr 11, May 19, Jun 8-11 & 17, Sep 13, 27-30, Oct 4 & 21, Nov 2-3, 7, 10-11, & 15, 2022			
Sub-total A						2,093,512.00	1,364,695.56	
Total A (MOOE+PS+CO)						1,364,695.56		
ATTRIBUTED PROGRAMS								
Title of Program or Project (8)			HGDG PIMME/FIMME Score (9)	Total Annual Program/Project Cost or Expenditures (10)		GAD Attributed Program/Project Budget (11)	Lead or Responsible Office (12)	
GRAND TOTAL (A+B+C)								
Prepared by:  GAY Y. PALAO Chairperson, GFPS TWG			Approved by:  JAIME MA. ORTEGA Local Chief Executive			Date: 20/01/2022 DD/MM/YEAR		

**ANNUAL GENDER AND DEVELOPMENT (GAD) ACCOMPLISHMENT REPORT
FY 2022**

Region: MIMAROPA
Province: PALAWAN
City/Municipality: ABORLAN

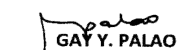

Total LGU Budget: 384,210,221.00
Total GAD Expenditure: 20,475,041.64

Gender Issue or GAD Mandate (1)	GAD Objective (2)	Relevant LGU Program or Project (3)	GAD Activity (4)	Performance Indicator and Target (5)	Actual Result (6)	Approved GAD Budget (7)	Actual GAD Cost or Expenditure (8)	Variance or Remarks (9)
CLIENT - FOCUSED								
Health Services								
2. GAD CODE, Ordinance No. 76 S. 2011 Article III Sections 17, 18 and 23 (Budget for Women's Health & Information Education on Women's Health) Cases of Animal Bite: 2016: Male-66, Female-66 2017: Male-155, Female-177 2018: Male-245, Female- 247 2019: Male-8, Female-4 2020: Male-324, Female - 341	To provide health support services to women under marginalized sector all year round in 2022.	Health Support Services Program	Enrollment of pregnant, lactating mothers and/or head of the family under marginalized sector to PhilHealth all year round 2022	Enrollment of 416 pregnant and lactating mothers and/or head of the family under marginalized sector to PhilHealth all year round in 2022	Enrollment of 134 female and 70 male head of the family under marginalized sector to PhilHealth all year round in 2022	1,387,000.00	1,287,170.00	The 99,830 variance is savings from Other MOE Expense
	To provide medical services to male and female indigent children		Provision of Anti-rabies, vaccine, rabies immunoglobulin and medicines to male and female indigent children	Provision of anti-rabies vaccine, rabies immunoglobulin and medicines to 50 male and 50 female indigent children all year round in 2022	346 children provided with anti-rabies vaccine, rabies immunoglobulin and medicines all year round in 2022			
3. Increasing number of female and male mentally challenge no. of mentally challenge for 2020 is 79: 44 female & 35 male 2019 is 77: 42 female & 35 male 2018 is 68: 39 female 29 male; 2017 is 62: 33 female & 29 male; 2016 is 55: 29 female & 26 male	To minimize the negative effect brought by the illness to the patients and their family	Care and Management of Mentally Challenge	Provision of Financial assistance for mentally challenge	79 (35 male, 44 female) mentally challenge provided with Finacial assistance all year round in 2022	20 (6 male, 14 female) mentally challenge provided with Finacial assistance from February to December 2022	500,000.00	435,066.00	The 64,934 variance is savings from Drugs & Medicines Expense and Other Supplies and Materials Expenses
			Provision of food packs for mentally challenge	79 (35 male, 44 female) mentally challenge provided with food packs all year round in 2022	101 (50 male, 51 female) mentally challenge provided with food packs last August 1-15, 2022			
			Provision of medicines for mentally challenge	79 (35 male, 44 female) mentally challenge provided with medicines all year round in 2022	49 (23 male, 26 female) mentally challenge provided with medicines from February to December 2022			
4. Lack of knowledge and skills of housewives and male and female out-of-school youth in basic firefighting and basic first aid. CBMS: No. of Household in Aborlan headed by women as of 2018 is 1,453 Fire incidents for 2020 is 14 ; 2019 is 14; 2018 is 15; 2017 is 9; 2016 is 43; 2015 is 8	To equip every or most housewives as well as the male and female out-of-school youth in every barangay or atleast in (4) identified barangays with regards to basic firefighting and first aid knowledge and skills on 2nd to 4th quarter 2022.	Women and Youth Empowerment for Home Emergencies	Empowering of housewives and male and female Out-of-School-Youth through basic firefighting and first aid training with Basic GAD principles in 4 barangays from 2nd to 4th quarter 2022	3 day Basic firefighting and first aid training in 4 barangays from 2nd to 4th quarter 2022	Conducted 3-day Basic firefighting and first aid training to Brgy. Poblacion & Brgy. San Juan (Nov. 15-17, 2022) with 19 female & 10 male participants, Brgy. R. Magsaysay, Brgy. Gogognan, & Brgy. Tagpait (Nov. 22-24, 2022) with 12 female & 19 male participants, Brgy. Plaridel & Brgy. Apo-Aporawan (Nov. 29-30 to Dec. 1, 2022) with of 10 female and 20 male participants	350,000.00	333,422.80	The 16,577.20 variance is savings from Training Expense, Office Supplies Expense, Fuel Expense and Other Supplies and Materials Expenses
			Strengthening the value of housewives and male and female Out-of-School-Youth in the community by organizing them into fire brigades in their respective barangays from 2nd to 4th quarter 2022	Organized Fire Brigade in the 4 trained barangays from 2nd to 4th quarter 2022	Organized Fire Brigade in the trained barangays on November-December 2022			
Sub-total A						2,237,000.00	2,055,658.80	
Total A (MOOE+PS+CO)						2,055,658.80		
ATTRIBUTED PROGRAMS								
Title of Program or Project (8)			HGDG PIMME/FIMME Score (9)	Total Annual Program/Project Cost or Expenditures (10)		GAD Attributed Program/Project Budget (11)		Lead or Responsible Office (12)
GRAND TOTAL (A+B+C)								
Prepared by:  GAY Y. PALAO Chairperson, GFPS TWG			Approved by:  JAIME M. ORTEGA Local Chief Executive			Date: 20/01/2022 DD/MM/YEAR		

**ANNUAL GENDER AND DEVELOPMENT (GAD) ACCOMPLISHMENT REPORT
FY 2022**

Region: MIMAROPA
Province: PALAWAN
City/Municipality: ABORLAN



Total LGU Budget: 384,210,221.00
Total GAD Expenditure: 20,475,041.64

Gender Issue or GAD Mandate (1)	GAD Objective (2)	Relevant LGU Program or Project (3)	GAD Activity (4)	Performance Indicator and Target (5)	Actual Result (6)	Approved GAD Budget (7)	Actual GAD Cost or Expenditure (8)	Variance or Remarks (9)
CLIENT - FOCUSED								
Social Services								
5. GAD CODE Article VI- Section 43, Article VII Section 40, 49 and 54 (No. Children in Need of Special Protection (CNSP) VAW incidence of 18 -59 year old women: 2020 - 75; 2019 - 78; 2018 - 43; 2017 - 20; 2016 - 31	To prevent the increase of VAWC incidence by the end of 2022	Access to Social Protection	Capability Building and Enhancement Program for Marginalized and Disadvantage women on August 2022	Conduct IEC to 100 women on August 2022	Information Education Campaign on RA 9262, Anti-Violence Against Women and Their Children Act and Life Detoxification attended by 150 women and 3 men Barangay VAW Desk & Officials last October 28, 2022	1,250,000.00	1,190,855.00	The variance 59,145 is savings from Training Expense, Office Supplies Expense, Other Supplies & Materials Expenses, OGS, Donations, & Other MOE
			Empower and Enlighten Indigent Women to promote active participation in Recreational Activities in March 2022	Conduct Women's day Celebration to 500 women on March 2022	Women's day Celebration attended by 926 women & 28 men last March 24, 2022			
			Assistance to needy and marginalized women all year round in 2022	35 (male and female/boy & girl) clients conduct aftercare Service through home visitation and counseling all year round in 2022	105 clients provided with Medical/Financial/Shelter Assistance all year round in 2022			
				100% Clients supported all year round in 2022				
			Strengthening and Enabling Women Leaders towards community Development in 4th quarter 2022	4 Leadership training/workshop conducted to 520 women in 4th quarter 2022	122 4P's Women Parent Leader's, volunteers, & MCAT-VAWC attended the Mental Health Awareness & Life Detoxification last October 6, 2022; 128 women & 2 men Brgy. VAW Desk participated during the Leadership Training in Local Governance & GST last Aug. 25, 2022; 129 Women & 5 Men attended the Leadership Planning Workshop of LCW last Nov 25, 2022; 146 women members of MCAT-VAWC, LCW, & BEANS participated in the Basic First Aid & Life Support & Basic Risk Reduction & Mgt. last Dec. 13, 2022			
Purchase of 1 Unit Emergency Response Vehicle for VAWC clients and Children in Need of Special Protection	1 Unit Emergency Response Vehicle purchased for VAWC clients and Children in Need of Special Protection by the year 2022	UNIMPLEMENTED. The process on the purchase of vehicle is on-going.	2,500,000.00	0.00	The process on the purchase of vehicle is on-going			
6. Inadequate response of underprivileged fathers to their paternal role in the protection of their families No. of ERPAT Members 2019 - 305 fathers; 2018 - 314; 2017 - 367 VAW incidence where fathers are the perpetrator: 2020 - 75; 2019 - 78; 2018 - 43; 2017 - 20; 2016 - 31	To improve capacity of fathers in paternal role and in the protection of their families on 2nd to 4th quarter 2022	ERPAT Program	Community- Based Information and Education campaign (IEC) on responsible fatherhood on April to September 2022	Conduct of IEC to 200 fathers in 19 Barangays of Aborlan on April to September of 2022	Conduct of IEC on Responsible fatherhood participated by 150 father last June 22, 2022	600,000.00	538,164.31	The variance 61,835.69 is savings from Training Expense, Office Supplies Expense, Other Supplies & Materials Expenses, OGS, Donations, & Other MOE
			Conduct capability building to association/group of fathers from different Barangays of Aborlan on June to August 2022	1 Capability building attended by 100 members of association/group of fathers from different Barangays of Aborlan on June and August 2022	Conduct of Capability Building to 100 father members of association/group last July 22, 2022			
	To improve capacity of fathers in paternal role and in the protection of their families on 2nd to 4th quarter 2022		Conduct 1 Leadership planning workshop for ERPAT federation member/ representative on October to November 2022	95 ERPAT federation member/ representatives, participated in the leadership planning workshop on October to November 2022	40 ERPAT federation member/representative attended the Leadership Planning Workshop last November 28-29, 2022			
			Conduct Livelihood skills training to ERPAT members on September 2022	20 fathers trained for Carpentry and 20 fathers trained for Masonry on September 2022.	22 male participants attended Carpentry NC II from Oct. 14 to Nov. 20, Masonry NCI attended by 24 male participants dated Nov. 25 to Dec. 11, 2022			
Sub-total A						4,350,000.00	1,729,019.31	
Total A (MOOE+PS+CO)						1,729,019.31		
ATTRIBUTED PROGRAMS								
Title of Program or Project (8)			HGDG PIMME/FIMME Score (9)	Total Annual Program/Project Cost or Expenditures (10)	GAD Attributed Program/Project Budget (11)		Lead or Responsible Office (12)	
GRAND TOTAL (A+B+C)								
Prepared by:  GAY Y. PALAO Chairperson, GFPS TWG			Approved by:  JAIME M. ORTEGA Local Chief Executive			Date: 20/01/2022 DD/MM/YEAR		

**ANNUAL GENDER AND DEVELOPMENT (GAD) ACCOMPLISHMENT REPORT
FY 2022**

Region: MIMAROPA
Province: PALAWAN
City/Municipality: ABORLAN



Total LGU Budget: 384,210,221.00
Total GAD Expenditure: 20,475,041.64

Gender Issue or GAD Mandate (1)	GAD Objective (2)	Relevant LGU Program or Project (3)	GAD Activity (4)	Performance Indicator and Target (5)	Actual Result (6)	Approved GAD Budget (7)	Actual GAD Cost or Expenditure (8)	Variance or Remarks (9)
CLIENT - FOCUSED								
7. Lack of economic autonomy for women to ensure their access of production and resources. KALIP1 women in Aborlan 2020: 1,321; 2019: 1,300; 2018: 1,290; 2017: 1,270; 2016: 961)	To provide skills development training to 20 women on September 2022	Livelihood Training for Women	Skills Development Training for 20 women on September 2022 Conduct of Livelihood Skills Training for IP Women on 3rd quarter 2022	Market bag skills training for 20 women conducted on September 2022 20 IP Women trained in Food Processing on 3rd quarter 2022	Market Bag & Curtain Livelihood Skills Training conducted & participated by 40 women last August 29-30 & September 1, 2022	220,000.00	216,695.00	The variance 3,305 is savings from Training Expense & Other Supplies & Materials Expense
8. Limited access of men and women indigent solo parents in development and enhancement program (In year 2019: 433 Indigent Solo Parents; 20 with Regular Employment; 2018: 446 Indigent Solo Parents; 24 with Regular Employment. Total number of 470 wherein 98 are male and 372 are female; 2017: 453 Solo Parents; wherein 98 are male and 355 are female; 2016: 370 Solo Parents; wherein 85 are male and 285 are female)	To provide livelihood opportunities to 20 solo parents on 3rd to 4th quarter 2022	Solo Parents Enhancement and Development Program	Empower men and women solo parents through Livelihood Skills Training in Baking on August 2022 Conduct Information Education Campaign to men and women Solo Parents on March to December 2022 Provision of Financial and Educational Assistance for men and women Indigent and needy Solo Parents on March to December 2022 Capablity building skills and planning opportunities on March to December 2022. Conduct Solo Parents Enhancement and Development Activity on the 4th quarter 2022	5 men and 15 women solo parents trained in Livelihood Skills Training in Baking conducted on August 2022 Conduct of 1 IEC to 100 solo parents (90 women and 10 men) March to December 2022 100% men and women indigent and needy solo parents assisted on June 2022 Conducted 4 meetings to 19 solo Parents Federation Barangay Leaders on March to December 2022 100 solo parents Attended for Enhancement and Development Activity on the 4th quarter 2022	2 men and 18 women Solo Parents trained in Livelihood Skills Training in Baking last November 14-18, 2022 IEC (Information Education Campaign) on R. A. 9872 conducted to 27 men and 73 women Solo Parents last October 21, 2022 7 men and 70 women indigent and needy solo parents provided with Financial Assistance on May-December 15, 2022 Conduct Quarterly Meeting to 2 men and 17 female Solo Parents Federation Barangay Leaders on Febuary-December 17, 2022 20 men and 80 women Solo Parents attended the Enhancement and Development Activity conducted last December 16-17, 2022	500,000.00	468,623.31	The variance 31,376.69 is savings from Training Expense, Office Supplies Expense, Other Supplies & Materials Expense, OGS, Donations, Other MOE
9. Lack of Livelihood opportunities for IP Women No. of IP WOMEN: 100 Magbabadil: 15, Barake: 13 Cabigaan: 16, Gogogan: 14	To educate and provide a livelihood opportunity for women IP's from 7 selected barangay's of Aborlan from 1st quarter to 3rd quarter of 2022.	MOVE (Model Organic Vegetable Enterprise) for IP Women PHASE II	Establishment of Demo farm to 3 cluster with total no. of 7 Barangays in Aborlan Hands on Training of IP Women on production of Organic fertilizer and pesticides	3 Demo farm established with atleast 1/4 ha each to 3 clusters in Aborlan by December 2022 100 IP Women trained on production of Organic fertilizers and pesticides on 2022.	No demo farm established due to unprocured seeds and other agricultural supplies A total of 80 IP women trained on Vegetables Organic Production, Organic Fertilizer, & Bio-Pesticide Production on Sept 13-15, 2022	430,000.00	185,421.93	The variance 244,578.07 is savings from Training Expense, Fuel Expense, Agricultural & Marine Supplies Expense, & OGS
10. Limited access of male and female OSY in Enhancement and Development Program No. of OSY: 2018: 1,297	To provide livelihood opportunities to 100 male and female out-of-school youth on 2nd to 4th quarter 2022	Youth Development Program for Out of School Youth (OSY)	Conduct 3 Livelihood training for male and female out of Out of School Youth	Poultry and Horticulture training for 100 male/female OSY on 3rd to 4th quarter 2022	18 female & 36 male OSY attended the Livelihood Seeding Program-Negosyo Serbisyo sa Barangay (LSP-NSB) "Entrepreneurial Training on Basic Business Cycle for MSMEs in Aborlan" on November 10, 2022	200,000.00	171,350.00	The variance 28,650 is savings from Training Expense
Sub-total A						1,350,000.00	1,042,090.24	
Total A (MOOE+PS+CO)						1,042,090.24		
ATTRIBUTED PROGRAMS								
Title of Program or Project (8)			HGDG PIMME/FIMME Score (9)	Total Annual Program/Project Cost or Expenditures (10)		GAD Attributed Program/Project Budget (11)		Lead or Responsible Office (12)
GRAND TOTAL (A+B+C)								
Prepared by:  GAY Y. PALAO Chairperson, GFPS TWG			Approved by:  JAIMIE M. ORTEGA Local Chief Executive			Date: 20/01/2022 DD/MM/YEAR		

**ANNUAL GENDER AND DEVELOPMENT (GAD) ACCOMPLISHMENT REPORT
FY 2022**

Region: MIMAROPA
Province: PALAWAN
City/Municipality: ABORLAN

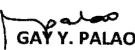

Total LGU Budget: 384,210,221.00
Total GAD Expenditure: 20,475,041.64

Gender Issue or GAD Mandate (1)	GAD Objective (2)	Relevant LGU Program or Project (3)	GAD Activity (4)	Performance Indicator and Target (5)	Actual Result (6)	Approved GAD Budget (7)	Actual GAD Cost or Expenditure (8)	Variance or Remarks (9)
CLIENT - FOCUSED								
10. Limited access of male and female OSY in Enhancement and Development Program	To provide livelihood opportunities to 100 male and female out-of-school youth on 2nd to 4th quarter 2022	Youth Development Program for Out of School Youth (OSY)	Volunteer Resource Development Program	100% of OSY and their parents registered/member on 2nd to 4th quarter 2022	33 female & 81 male participated in the Volunteer's Training for Yourth "Disaster Response" conducted last December 1, 2022	200,000.00	138,331.98	The variance 61,668.02 is savings from OGS, & Other MOE
			Seminar Awareness on Parenting Capability for the Parents of OSY	100 male/female parents of OSY attended training on Seminar Awareness on Parenting Capability on 3rd quarter 2022	52 female & 48 male attended the training on Seminar Awareness on Parenting Capability with the subtitle "Orientation on Special Drug Education Centers (SDEC) for Out of School Youth and Street Children" last June 10, 2022			
			Conduct Capability building to OSY and their parents	1 capability building attended by 100 male & female OSY and their parent on 2nd to 3rd quarter 2022	34 female & 86 male participated during the Capability Building for Out of School Youth & Election of Federation Officers for OSY last October 27, 2022			
11. Detention areas and prisons with segregated facilities, health and sanitation services for women, including clean and sanitary toilets (MCW-IRR Sec. 34 C) 2020 is 79: 44 female & 35 male 2019 is 77: 42 female & 35 male 2018 is 68: 39 female 29 male; 2017 is 62: 33 female & 29 male; 2016 is 55: 29 female & 26 male	To provide mental health care facility to mentally challenge by the end of 2022.	Care and Management of Mentally Challenge Subtitle: Construction of Mental Health Center Phase II	Construction of Mental Health Center Phase II	Completion of 30 sq.m. masonry works, painting works and aluminum window with amenities by the end of 2022	UNIMPLEMENTED	500,000.00	0.00	On-going process
12. Lack of support for the livelihood of women in the far flung places No. of Women: Bgy. Apurawan: 523 Bgy. Culandanum: 49	To provide a common workplace for the women sector of westcoast barangay to process their by-products.	Livelihood Training or Women Subtitle: Construction of Livelihood Training and Display Center	Construction of Livelihood Training and Display Center	Construction of 6m x 8m one storey building, 1 room and 2 comfort rooms	UNIMPLEMENTED	1,000,000.00	0.00	On-going process
Sub-total A						1,500,000.00	138,331.98	
Total A (MOOE+PS+CO)						138,331.98		
ATTRIBUTED PROGRAMS								
Title of Program or Project (8)			HGDG PIMME/FIMME Score (9)	Total Annual Program/Project Cost or Expenditures (10)		GAD Attributed Program/Project Budget (11)	Lead or Responsible Office (12)	
GRAND TOTAL (A+B+C)								
Prepared by:  GAY Y. PALAO Chairperson, GFPS TWG			Approved by:  JAIME M. ORTEGA Local Chief Executive			Date: 20/01/2022 DD/MM/YEAR		

**ANNUAL GENDER AND DEVELOPMENT (GAD) ACCOMPLISHMENT REPORT
FY 2022**

Region: MIMAROPA
Province: PALAWAN
City/Municipality: ABORLAN



Total LGU Budget: 384,210,221.00
Total GAD Expenditure: 20,475,041.64

Gender Issue or GAD Mandate (1)	GAD Objective (2)	Relevant LGU Program or Project (3)	GAD Activity (4)	Performance Indicator and Target (5)	Actual Result (6)	Approved GAD Budget (7)	Actual GAD Cost or Expenditure (8)	Variance or Remarks (9)
ORGANIZATION FOCUSED								
13. No conducive space and facilities to accommodate the needs of the VAWC Clients VAW incidence of 18 -59 year old women: 2020 - 75; 2019 - 78; 2018 - 43; 2017 - 20; 2016 - 31	To provide temporary shelter for VAWC client and protect from all forms of violence by the end of 2022.	Access to Social Protection Subtitle: Construction of Temporary Shelter for Women	Construction of Temporary Shelter for Women by the end of 2022.	Temporary shelter constructed as per approved program of works with 2 Bedrooms, 2 Bathrooms and shower, 1 living room, 1 washing area, 3closet, and other amenities by the end of 2022	UNIMPLEMENTED	2,000,000.00	0.00	On-going process
14. Lack of opportunity to access resources needed to improve the health, economic, physical and social condition of the elderly especially the women Female-1,786 and Male-1, 617	To have a building which will serve as venue in improving the health, economic, social condition and total well-being of the elderly especially women by the end of 2022.	Access to Social Protection Subtitle: Construction of Multi-Purpose Building for elderly men and women	Construction of Multi-Purpose Building for elderly men and women by the end of 2022	Multi-Purpose Building constructed as per approved program of works with 1 sewing room, 1 Multi-Purpose room, 1 Office, 1 Library, 1 clinic, 2 Bathrooms and other amenities by the end of 2022	UNIMPLEMENTED	3,500,000.00	0.00	On-going process
15. PCW-DILG-DBM-NEDA JMC 2013-01 Section 4.C (GAD Planning and Budgeting) and GAD Code Chapter III Section 87 Creation of GAD Unit/Office	To capacitate the MGFPS with proper knowledge and skills on Gender Planning, Budgeting and Mainstreaming needed in the provision of support services and facilities and in the implementation and monitoring of all the GAD PPA's (project, programs, and activities) within the year 2022.	Capacity Development Program	Conduct Municipal GAD Planning, Budgeting and Mainstreaming within the 1st, 2nd and 4th quarter in the year 2022	At least 3 meetings related to GAD Planning, Budgeting and Mainstreaming conducted 1st, 2nd and 4th quarter in the year 2022	Conduct of Municipal GAD Planning, Budgeting 2023 dated March 10, 2022 attended by 7 Male & 9 Female; MGFPS Monitoring & Evaluation Team Meeting dated May 13, 2022 attended by 6 Male & 24 Female; and 3-Year GAD Planning Workshop dated Nov. 23-25, 2022 attended by 12 Male & 24 Female	830,000.00	638,786.60	The 191,213.40 variance is savings from Traveling Expense, Training Expense, Office supplies Expense, Fuel Expense, Other Supplies & Materials Expense, & OGS
			Attendance of MGFPS in gender based trainings and other GAD activities to gain updates within the year 2022	At least 3 gender-based trainings attended outside within the year 2022	1 Training attended by 2 Male & 2 Female on GAD Planning and Budgeting for the Water Sector for LGU-Run Water Service Providers dated May 31-Jun 3, 2022 8 GAD Orientation conducted to 4P's beneficiaries, Livelihood Assistance Grant Beneficiaries, ERPAT, Buntis Congress, GST Leadership Training for Barangay Women's Council/VAW Desk, Couple's Congress, Sustainable Livelihood Program, & BFP Basic Fire Fighting and First Aid Training			
			Conduct of monitoring and evaluation on GAD PPA's conducted quarterly in year 2022	Monitoring and evaluation of all GAD PPA's conducted quarterly in year 2022	16 GAD PPA's for the year 2022 monitored and evaluated			
Sub-total B						6,330,000.00	638,786.60	
Total B (MOOE+PS+CO)						638,786.60		
ATTRIBUTED PROGRAMS								
Title of Program or Project (8)			HGDG PIMME/FIMME Score (9)	Total Annual Program/Project Cost or Expenditures (10)		GAD Attributed Program/Project Budget (11)		Lead or Responsible Office (12)
TOTAL C								
Prepared by:  GAY Y. PALAO Chairperson, GFPS TWG			Approved by:  JAIMIE M. ORTEGA Local Chief Executive			Date: 20/01/2022 DD/MM/YEAR		

**ANNUAL GENDER AND DEVELOPMENT (GAD) ACCOMPLISHMENT REPORT
FY 2022**

Region: MIMAROPA
Province: PALAWAN
City/Municipality: ABORLAN

Total LGU Budget: 384,210,221.00
Total GAD Expenditure: 20,475,041.64

Gender Issue or GAD Mandate (1)	GAD Objective (2)	Relevant LGU Program or Project (3)	GAD Activity (4)	Performance Indicator and Target (5)	Actual Result (6)	Approved GAD Budget (7)	Actual GAD Cost or Expenditure (8)	Variance or Remarks (9)
ORGANIZATION FOCUSED								
15. PCW-DILG-DBM-NEDA JMC 2013-01 Section 4.C (GAD Planning and Budgeting) and GAD Code Chapter III Section 87 Creation of GAD Unit/Office	To capacitate the MGFPS with proper knowledge and skills on Gender Planning, Budgeting and Mainstreaming needed in the provision of support services and facilities and in the implementation and monitoring of all the GAD PPA's (project, programs, and activities) within the year 2022.	Capacity Development Program	Allocation of Fund for the Created Positions for The GAD Office (Administrative Officer IV And Administrative Aide).	The two (2) created positions Administrative Officer IV and Administrative Aide funded on 2022.	Two positions, Administrative Officer IV and Administrative Aide funded in 2022	900,000.00	0.00	The positions created & funded was not included in the plantilla
16. PCW-DILG-DBM-NEDA JMC 2013-01 Section 4.B (Establishment & Maintenance of GAD Database)	To have a functional and updated gender responsive data base all year round in 2022.	Maintenance and Operation of GAD Data Base	Facilitate data gathering and encoding all year round in 2022	GAD data base 100% functional and updated all year round in 2022	Data gathering/survey conducted and encoding of the data all year round in 2022 from households private and public schools with 20,161 female and 21,460 male and 7,751 female and 7,288 male involved, respectively.	250,000.00	191,376.73	The 58,623.27 variance is savings from Office Supplies Expense, Other Supplies & Materials Expense, & OGS
Sub-total B						1,150,000.00	191,376.73	
Total B (MOOE+PS+CO)						191,376.73		
ATTRIBUTED PROGRAMS								
Title of LGU Program or Project (10)				HGDG PIMME/FIMME Score (11)	Total Annual Program/ Project Cost or Expenditures (12)	GAD Attributed Program/Project Cost or Expenditures (13)	Variance or Remarks (14)	
Aborlan Water System Management and Operation				16.76	7,420,161.43	5,565,121.07	1,855,040.36	
Disaster Preparedness and Mitigation				17.17	2,509,659.33	1,882,244.50	627,414.83	
Solid Waste Management Program				16.92	1,494,534.34	1,120,900.76	373,633.59	
Senior Citizen Program				17.01	2,362,803.89	1,772,102.92	590,700.97	
Municipal Council for Protection of Children Enhancement Program				16.26	887,046.11	665,284.58	221,761.53	
Sustainable Livelihood Program				18.26	3,079,238.12	2,309,428.59	769,809.53	
TOTAL C					17,753,443.22	13,315,082.42	3,668,551.28	
GRAND TOTAL (A+B+C)			6,329,795.89	830,163.33	13,315,082.42	20,475,041.64		
Prepared by:  GAY Y. PALAO Chairperson, GFPS TWG			Approved by:  JAIME M. ORTEGA Local Chief Executive			Date: 20/01/2022 DD/MM/YEAR		